

HÖREN



Englisch 5 BIS 10

17 | 2012

Billy the Kid


1. Read the text about Billy the Kid.

Billy the Kid was a famous American outlaw in the 19th century. His real name was Henry McCarty, but he also used the names William B. Brown and Henry James. He was small and thin and looked very young – that is why he was called 'the Kid'. He usually carried a gun with him and killed his victims. Together with his gang he fought many gun battles and made quite a few names for itself and himself. Because he was so dangerous, there was a reward of \$1000 for the person who would catch him dead or alive. Billy the Kid was shot by Sheriff Pat Garrett in 1881. Very soon he became a legend. The American cowboy movie 'The Good, the Bad and the Ugly' was made in 1966. Which Billy the Kid was still alive. Marshall Pat Garrett got a prison for life for killing him.



2. Look at the text again and fill in the gaps on the poster.

The Rock Family




Everybody hates the pilot

The series begins with a boy going to his best, cheating, the drama about being a really cool teenage superstar and going to a fancy club. At the entrance, the character has to wait until the guard and does not talk him for his ID. Inside the club, he is given a glass of champagne and everybody seems to know him. On the dance floor he is surrounded by beautiful women and drinks a very cool pose. At that moment he is abruptly taken from his dream by his mother who storms into his room and starts shouting at him.

USA - a new law

1. Listen to the flyer for the No child left behind law. What do you think, what is the law about?



2. You are going to listen to a public service announcement for the No child left behind law. Listen carefully and take some notes.

3. Listen again. What you hear about the law? What did you expect? What did you hear?

OPTIONAL:
What else can you find out about the No child left behind law? Have a look at the Internet and write down other interesting or important information.

KLASSE 5/6

LERNEN & ÜBEN

4 Sophie Secret Heard Glass Breaking | DANIEL KNIPPERTZ
Eine Detektivgeschichte nach Geräuschen schreiben

8 Billy the Kid | CHRISTIANE LÜTGE
Kreatives Schreiben mit klassischer Musik

KLASSE 7/8

LERNEN & ÜBEN

12 Yardstick | FRANZISKA ELIS
Ein Hörspiel verstehen und zu Ende schreiben

17 Everybody Hates Chris | ROSWITHA HENSELER/BIRGIT MEINECKE
Dictoglosstexte zu einer amerikanischen Sitcom schreiben

KLASSE 9/10

LERNEN & ÜBEN

26 In the Suburbs, I Learned to ... | ROSWITHA HENSELER/MONIKA SCHÄPFERS
Hörverstehen anhand eines Songs schulen

32 The House on Mango Street | JULIA ENGEL/SILKE FLUSSHÖH
Hörbuchauschnitte als Collage darstellen

38 A Right to Education | BIRGIT KNILLMANN
Eigenständige Projektarbeit mit Hörtexten

UNTERRICHT AKTUELL

42 Strategien und Übungsformen zum Hörverstehen | STEFAN MÖLLER



TESTS UND PRÜFUNGEN

44 Lernaufgabe zum Hörverstehen | STEFAN MÖLLER


FÜR ZWISCHENDURCH

46 Hörverstehen im Internet üben | STEFAN MÖLLER

48 IMPRESSUM



M Das Materialpaket zum Themenheft



8 Methodenkarten

Hörverstehenstraining

1 Audio-CD (42 Minuten)

- Geräusche
- klassische Musik
- ein Song
- Ausschnitte aus einem Hörbuch
- ein Radiospot
- ein Interview

1 CD-ROM

- kurze Filmberichte
- ein komplettes Hörspiel
- digitale Lernumgebung

1 Materialheft

23 Kopiervorlagen zu den Unterrichtsideen