

UNTERRICHT AKTUELL

40 Kreatives Schreiben | FRANK HASS

42 Ideen finden, Schreiben strukturieren | MARGITTA KUTY

FÜR ZWISCHENDURCH

46 Eigene Comics online gestalten | JULIA ENGEL

48 IMPRESSUM

Creative Writing

How to create a positive atmosphere


- Choose a place where you feel comfortable.
- Use your favourite pen (pencil and your favourite paper).
- Listen to music. Use headphones – do not disturb others.

How to find great ideas


- Start I like... I love... I don't like... I hate...
- Take a dictionary, choose 3 to 7 words (randomly) and relate them to your topic.
- Choose your favourite sentence from a text on your topic.
- Take this sentence as a starting point.
- Sketches. Write down random words, make little doodles and sketches.
- Write down for each letter of the alphabet one word that is connected with your topic.
- Interview a classmate about your topic or borrow an idea from him/her.

How to put your ideas in a proper order


- Write your words on sticky notes or small pieces of paper.
- Arrange them in groups and/or put them into a wheel.



Write the topic in the middle and circle it.
Write a sentence. Circle it and draw a line between the circles.
Find more words for each subtitle.



Think of questions/subtopics first and arrange them in a list below.
Add your ideas to these categories.



Create your own comic

1. To create a comic you first need a good story.

- Write your first story.
 - to funny – think about jokes you know.
 - to quite short so that it fits into a comic strip of three to six panels.
 - has got enough direct speech.





If you have no ideas take one of these joke ideas and continue it in a funny way:

- A scientist, after experimenting with a robot, asks: "Could you help me? Could you get me a few of your 'loaves', most people's favourite?"
- A lady was walking down an alleyway and she got into a fight with a dog. The police officer who saw her said: "You are being noisy! Lady..."
- Three old men, each with a hearing aid, were talking to each other. The third one said: "Words are 'off' - I can't hear you to be clear!" The second one said: "I can't hear you either!"
- A big eagle is flying over the water and says: "It's so quiet out here! I mean 'fish' - that's all I hear!" The fisherman says: "I can't hear you either!"


2. Write down your story on an extra sheet.

3. Then plan your comic: How many panels do you need? Note down and draft what is to be seen.

4. Now draw your comic. Use the art library of www.biblinks.com/createcomic

M Das Materialpaket zum Themenheft



The collage features several items:

- Spider-Man**: A photograph of Spider-Man in his red and blue suit.
- Peter Parker**: A photograph of Peter Parker sitting at a desk.
- A strange incident**: A worksheet with a drawing of a person in a mask.
- Hobbes**: A comic strip panel showing Calvin and Hobbes.
- Who is who**: A worksheet with a drawing of a man in a suit.
- Englisch 13**: A book cover for the 13th grade English textbook.
- Materialheft**: A book cover for the 'Materialheft' (workbook).
- CREATIVE WRITING**: A book cover for the 'Creative Writing' workbook.
- Guided Fantasy (Fantaseroise)**: A worksheet with a drawing of a dragon.
- Freewriting (Automatisches Schreiben)**: A worksheet with a drawing of a person writing.
- Give One, Get One (Schenken und Nehmen)**: A worksheet with a drawing of a person holding a gift.

5 Folien

- Spider-Man
- Peter Parker
- A strange incident
- Calvin and Hobbes at bedtime
- Calvin and Hobbes

8 Bildkarten

Fotoimpulse

8 Methodenkarten

Einstiege ins Kreative Schreiben

1 Materialheft

20 Kopiervorlagen zu den Unterrichtsideen