


WORKSHEET

Smalltalk at a midnight party

At a midnight party you meet a spooky creature who lives in the castle. You have never met it in 500 years. Talk to each other about life in the castle. Write a short dialogue.


Hi, how are you?
Hi, what's your name?
Who are you? I think we've never met before.
Hello, nice to meet you.
I didn't know we were neighbours. That's great.
May I ask you a question?
So how long have you been living here? I've been living here for (200 years).
What do you like about life in the castle?
Really? Is that true? How interesting.
So you like to eat dead meat? Me too.
You don't like daylight? Me neither.
I see. Ah, right. I don't see the sun.
No, actually I don't (drink blood).
I can't answer that. Ask me something else.
Sorry, can you see that again?
Well, ...
Thank you.
Now talking to you.
I'll move on now.
Oh, it's better not away now!
Bye, hope to see you again some time.
Let's meet again tomorrow night.




WORKSHEET

The scarecrow


- Every year Olivia and her dad put scarecrows (straw figures) in their fields to keep the crows out. This October, there were a lot of crows. They made scary noises (krächzen/räuschen) and Olivia has always been afraid of them.
- This year, Olivia and her brother decided to make a new scarecrow, a very ugly one, much scarier than the others. When they planted the scarecrow out in the cornfield, a thunderstorm (Blitz und Regen) came on. The wind started to blow (Windgeschwelle).
- At night, it started to rain just like it rains from time to time. Lightning flashed across the sky. The wind was howling in the trees and rattling at the windows (Windgeschwelle).



scarecrows keep crows out
Olivia afraid



new scarecrow much scarier
thunderstorm



night started to rain
wind

You are Sir Simon

You are at a press conference with many reporters who want to ask you questions. Your job is to answer these questions. You don't know what they will ask you, but these ideas can help you.

The reporters could ask you questions about:


- your activities
- your favourite food
- life in the castle
- what frightens you and why
- what you think of the Old family
- why you paint the bloodbath every night
- why you stay in Castleville castle
- whether you feel lonely
- why you killed your wife
- whether your wife is also a ghost

Talking about your feelings:

- I feel terrible when...
- I don't like...
- I thought that...
- I wanted to... I didn't want to...
- I was frightened of...

Clarifying:

- Do you mean that...
- Sorry, I didn't get that.
- Could you repeat that, please?
- I don't understand your question.
- I'm sorry, I can't answer your question.



KLASSE 5/6

LERNEN & ÜBEN

4

The Ghost With the One Black Eye | CHRISTOPHER SCHWARZ

Storytelling: Eine Geschichte verstehen und nachspielen

8

When the Clock Strikes Midnight | SILVANA GREEN/FRANK HASS

Eine Gruselgeschichte schreiben

16

And the Scarecrow Began to Move | BRITTA BAHLE

Gruselgeschichten am „Roten Faden“ erzählen

KLASSE 7/8

LERNEN & ÜBEN

22

My Teeth Started to Chatter | VERENA BÜTER

Eine Gruselgeschichte schreiben und überarbeiten

28

So Tell Me, Mr Ghost ... | FRAUKE LASSEN

Den Canterville Ghost in einer Pressekonferenz befragen

KLASSE 9/10

LERNEN & ÜBEN

34

In the Dead of Winter Evil Stirs | ROSWITHA HENSELER/BIRGIT MEINECKE

Zum Lesen eines Jugendromans motivieren

UNTERRICHT AKTUELL

40 Geschichten erzählen | FRANK HASS

TESTS & PRÜFUNGEN VORBEREITEN

42 Kreative Schreibaufgaben bewerten | FRANK HASS

FÜR ZWISCHENDURCH

44 The Haunted House | ANDREA KOLLMANNSPERGER

TIPPS UND IDEEN

46 Scary Books and Films for Teens | ROSWITHA HENSELER

48 IMPRESSUM

The Haunted House

Zum Abschluss einer Gruppenarbeit können die Schüler eigene Spookgeschichten schreiben und gestalten. Dazu zeichnen sie eine grobe Figur in das Fenster unten und beschreiben im Lückentext in der Tür auf dem rechten Seite, wie die Figur heißt, wo er/sie ist, was ihre Präzise sind und was sie eigentlich macht.

Daneben erhalten die Schüler das Gerüst eines (S. 40) und schneiden Fenster und Tür entlang der gestrichelten Linien aus, so dass man beides öffnen kann. Die Klebstoffe unterhalb von hier so hinter das Glas. Hier f haunts the house.

Achtung: Die gestrichelten Linien müssen auf jeden Fall vorher eingekreist sein! Die fertigen Häuser werden mit großformatigen Fenstern und Türen ausgehängt. Alternativ präsentieren die Schüler ihre Figuren mundlich.

DIFFERENZIERUNG: Stärkere Schüler erhalten keine Lückentexte, sondern beschreiben ihre Figur ganz frei. Das Kleben des Fensters ist mit abgedecktem Lückentext und stellt die Aufgabe. Überlege your spooky creature and explain why and how it haunts the house.

Fill in the gaps and draw your creature. Cut out the dotted lines of the haunted house and glue this sheet behind it.

My spooky creature's name is _____
 It is _____ years old and its hobbies are _____
 It lives _____ and _____
 The creature has been living in the house since _____ and haunts the house because _____
 When the clock strikes midnight, it _____



M Das Materialpaket zum Themenheft

English 5 bis 10

GHOSTS

16 Kopiervorlagen zu Beiträgen im Heft

You are the chairperson
 Write down what you will say when you open the press conference.
 Ladies and gentlemen,
 I'm so glad to see you...
 ... open the press conference
 ... welcome the audience to our press conference.
 We are very happy that you...

The terrible twins
 The ghost did not appear for the rest of the week. The only strange thing was that the colour of the bloodstain in the library changed from time to time. Some mornings it was red, then brown or purple, or even green. The whole family thought that this was very funny. The only person who did not laugh about...

Where is it from?
 Who owns it?
 What special powers has it?
 What will happen if someone draws it out of the stone?

Where is it from?
 Who wrote it?
 What is it about?
 What will happen if someone reads it out aloud?

Where does it hang?
 Who owns it?
 How does it sound?
 What will happen if someone rings it?

Where is it from?
 Who uses it?
 To whom is it written?
 What does it say?
 What will happen if someone puts it into a keyhole?

Where does it hang?
 What can you see in it?
 Who owns it?
 What will happen if someone looks into it?

Where is it from?
 Who fought it?
 What does it smell like?
 What will happen if someone blows it out?

- Poster**
- Spooky Castle
- 8 Bildkarten**
- Spooky creatures
- Magic objects
- Impulse fürs kreative Schreiben
- 1 Materialheft**
- 16 Kopiervorlagen zu den Unterrichtsideen