


A strange incident in your town

Yesterday something really strange happened in your town. Suddenly, at 2 o'clock in the afternoon, it was night from one moment to the other. But then a few seconds later it was day again. This happened again and again before it stayed dark forever and chaos broke out in your town.

But then something even stranger happened some hours later. You got an email with a video. The sender told you that in the video from a surveillance camera you can see how everything happened. This is great because you and your friend are reporters for your school magazine and you will need a good idea for your next article.

In the email, there is also this picture



The sender tells you that this rope played an important role in yesterday's strange incident.

1. Write down questions you want to ask the rope.


- when the rope came from and
- what role it plays in the incident.

Talk to your partner about your ideas. Use these expressions.

Maybe it's ... Perhaps it's ... It could be that it's ... There might be ...

2. You are now going to watch the film to find out more about this rope. You can collect a lot of information for your article if you watch the film carefully.

Tutorial: Animating brick figures



- Ⓐ Both feet are on the ground.
- Ⓑ The right foot is attached backwards. The left foot is still on the ground.
- Ⓒ Both feet are slightly apart. The right foot points forward, the left one backward.
- Ⓓ The right foot is on the ground. The left foot points backward.
- Ⓔ Both feet are on the ground again. Now repeat everything starting with the left foot.


The henhouse boy

Watch the hide-and-seek scene and put yourself into the shoes of the boy who makes the discovery or of the henhouse boy's mother.


1. Work with a partner. Imagine one of you is the boy and the other is the mother. It is the end of the day and each of you reflects today's events. Write your thoughts next to the stills.

2. Exchange your thoughts for each still. Make clear what your character is feeling at the moment by using appropriate intonation.


boy:




mother:



boy:



mother:



KLASSE 5/6

LERNEN & ÜBEN

4

When He Tugged at the Rope ... | STEFAN MÖLLER

Einen Zeitungsartikel zum Kurzfilm *Dangle* schreiben

10

There's Good Boos Tonight! | ROSWITHA HENSELER

In einer Schreibwerkstatt zum Cartoonfilm *Casper* arbeiten

KLASSE 7/8

LERNEN & ÜBEN

16

These Bricks Are Made for Walking | FABIAN PLUM/STEFAN MÖLLER

Eine Filmhandlung entwickeln, einen Legofilm drehen

KLASSE 9/10

LERNEN & ÜBEN

20

The Discovery of the Henhouse Boy | JULIA ENGEL/SILKE FLÜSSHÖH

Den Kurzfilm *Bye-Child* analysieren, Storyboards schreiben

26

A Very Charming Suck Butt | STEFAN MÖLLER

Werbestrategien im Oxo-Spot erkennen und reflektieren

32

Coming Soon to a Cinema Near You | ROSWITHA HENSELER

Den Filmtrailer von *Boy A* analysieren

UNTERRICHT AKTUELL

38 Hör-/Sehkompetenz entwickeln | STEFAN MÖLLER

TESTS & PRÜFUNGEN VORBEREITEN

40 Hör-/Sehverstehensaufgaben konzipieren | STEFAN MÖLLER


RUND UM DIE WELT

44 Shah Rukh Who?? | DANIEL KNIPPERTZ

FÜR ZWISCHENDURCH

46 This Thingy Helps You to Draw ... | THOMAS HÖFER

48 IMPRESSUM



M Das Materialpaket zum Themenheft



DVD (45 Minuten)

6 Kurzfilme

- Dangle
- Casper the Friendly Ghost
- Accident in Merzenich
- Bye-Child
- Oxo Commercial
- The Monk and the Fish

1 Materialheft (DIN A4)

19 Kopiervorlagen
zu den Unterrichtsideen